



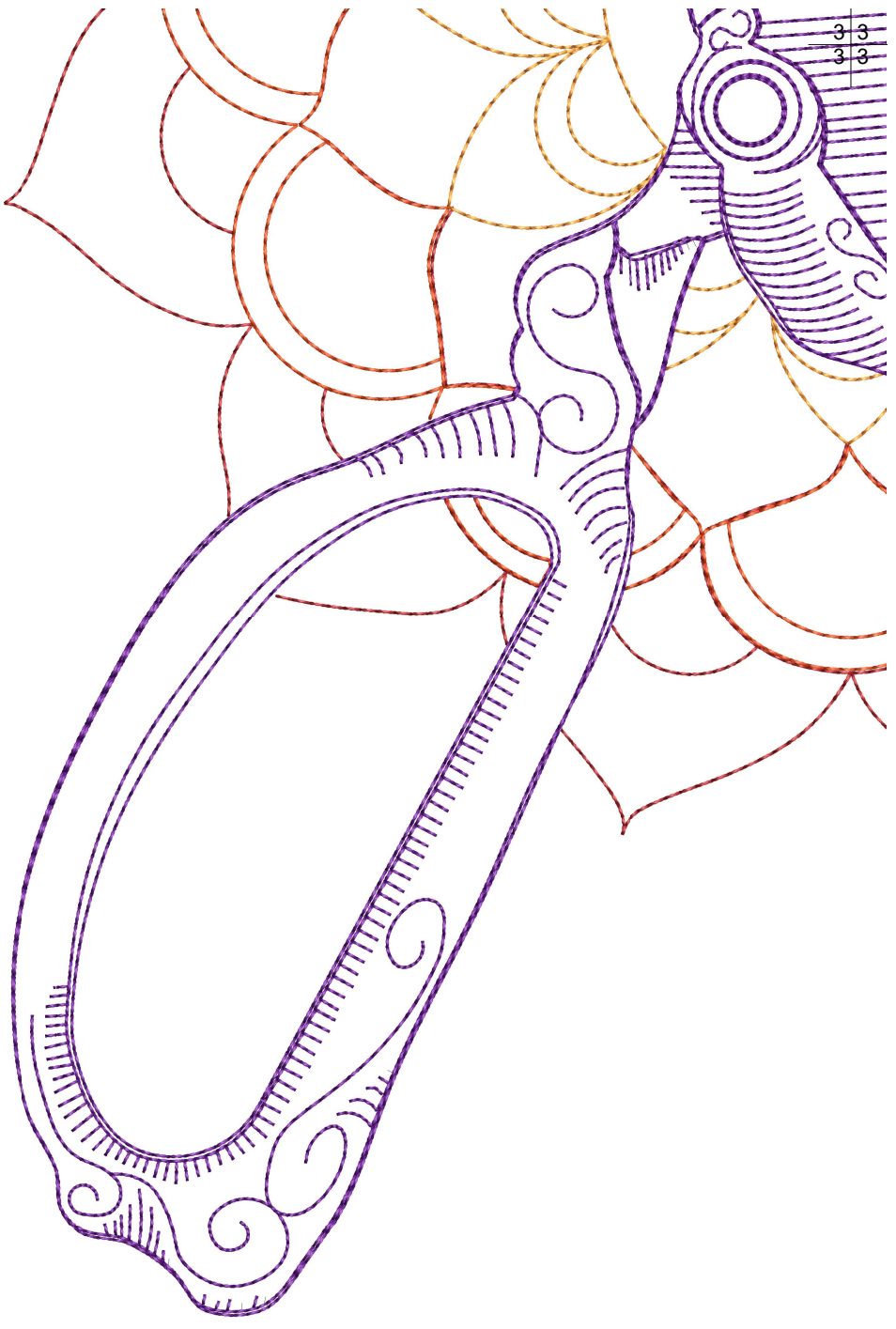
1 1  
1 1

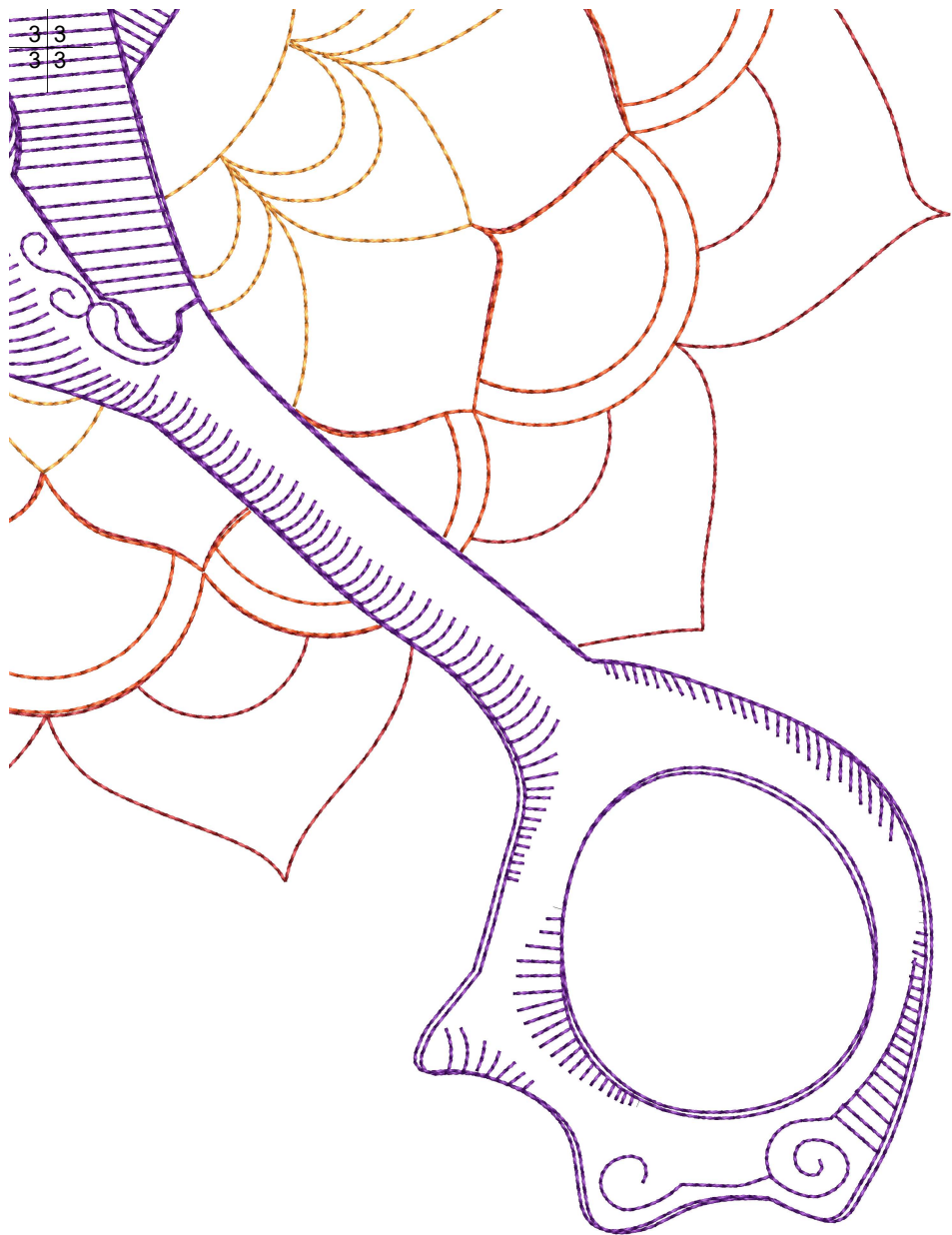


2 2  
2 2

3 3  
3 3








Stickmuster:KK2103 SCHERE  
DOODLE Mandala 36x24.EMB

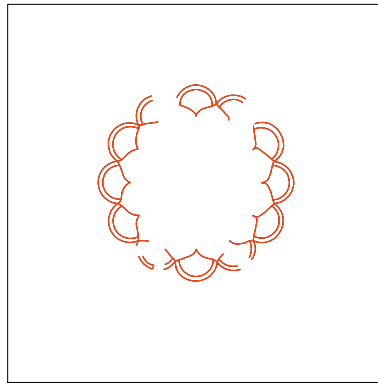
Höhe: 356.0 mm  
Breite: 239.0 mm  
Stiche: 16.417  
Farben: 4  
Farbwechsel: 3  
Fadenschnitte: 18  
Maschinenformat: Janome  
Rahmen: Brother 300x200 Hoch  
Stoffart: Reine Baumwolle  
Benötigte Stabilisierung: Deckschicht:  
Stickvlies: Abreißbar x 2  
Spulen-Fadenverbrauch: 25.77m

Farbreihenfolge:

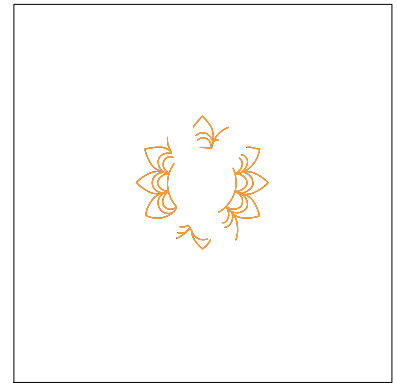
#	Farbe	Element	Code	Name	Table
1.	2		1904	Cardinal	Isacord 40
2.	6		1305	Fax Fire	Isacord 40
3.	3		1300	Tangerine	Hatch Default
4.	7		2900	Deep Purple	Hatch Default



Stopp #: 1  
 Element:  
 Code: 1904  
 Name : Cardinal  
 Tabelle: Isacord 40  
 Stiche: 2.866  
 Verwendeter Faden: 13.59m



Stopp #: 2  
 Element:  
 Code: 1305  
 Name : Fax Fire  
 Tabelle: Isacord 40  
 Stiche: 1.714  
 Verwendeter Faden: 8.07m



Stopp #: 3  
 Element:  
 Code: 1300  
 Name : Tangerine  
 Tabelle: Hatch Default  
 Stiche: 1.308  
 Verwendeter Faden: 5.85m



Stopp #: 4  
 Element:  
 Code: 2900  
 Name : Deep Purple  
 Tabelle: Hatch Default  
 Stiche: 10.529  
 Verwendeter Faden: 48.80m